

At-Tarteel Lesson 1

This handout is derived from MTA's At-Tarteel program and handouts. Please visit <http://www.mta.tv/feature-programs/al-tarteel> for more information.

There are 29 letters in the Arabic alphabet.

ر	ذ	د	ر	ح	ج	ث	ت	ب	ا
ف	غ	ع	ظ	ط	ض	ص	ش	س	ز
	ي	ء	ه	و	ن	م	ل	ك	ق

Arabic is written and read from right to left.



Certain letters have 'thick' or 'thin' sound.

قُلْ	كُلْ
say	eat

Arabic has vowels, which prolong the sound of a consonant letter while there are also vowels for producing a shorter sound.




مَلِكٌ	مَلِك
master	king

Short Vowels

Fathah: is a slanting stroke always placed above a letter and has the *a* sound (pronounced like *u* in *cut*)

Kasrah: is a slanting stroke always placed below a letter and has the sound of *i* (pronounced like *i* in *sit*)

Dhammah: is a an inverted stroke placed above a letter and has the sound of *u* (pronounced like *u* in *put*)



		
Fathah	Kasrah	Dhammah


Long Vowels – There are 3 long vowels in Arabic. These three letters are also known as *Al-Hhuroof Al-Maddah* (letters of prolongation or stretching).

ى	و	ا
ī	ū	ā
Pronounced like <i>ee</i> in <i>see</i>	Pronounced like <i>oo</i> in <i>boot</i>	Pronounced like <i>a</i> in <i>father</i>



Rule of Ghunnah: Ghunnah means continuous nasal sound for about two seconds. There are two letters of ghunnah and they have a ‘Tashdeed’ sign over them.

	
Meem Ghunnah	Noon Ghunnah



Practice for Noon Ghunnah

أَعُوذُ بِاللَّهِ مِنَ الشَّيْطَانِ الرَّجِيمِ

بِسْمِ اللَّهِ الرَّحْمَنِ الرَّحِيمِ ﴿١﴾
 قُلْ أَعُوذُ بِرَبِّ النَّاسِ ﴿٢﴾ مَلِكِ النَّاسِ ﴿٣﴾
 إِلَهِ النَّاسِ ﴿٤﴾ مِنْ شَرِّ الْوَسْوَاسِ
 الْخَنَّاسِ ﴿٥﴾ الَّذِي يُوَسْوِسُ فِي صُدُورِ
 النَّاسِ ﴿٦﴾ مِنَ الْجِنَّةِ وَالنَّاسِ ﴿٧﴾

Some Common Mistakes

أَعُوذُ	- prolonging alif	مَلِكِ	- prolonging ma
صُدُورِ	- prolonging suad or pronouncing it sadoor		